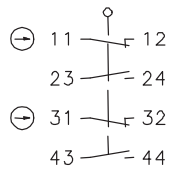


Plastic bodied limit switch Series C74

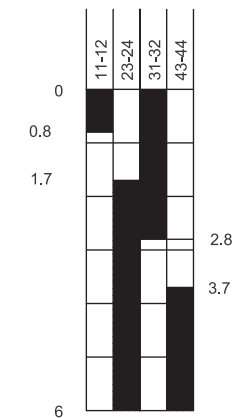
Description **C74-EB-U2ZD BLECH (SW)**

Article number **6006201059**

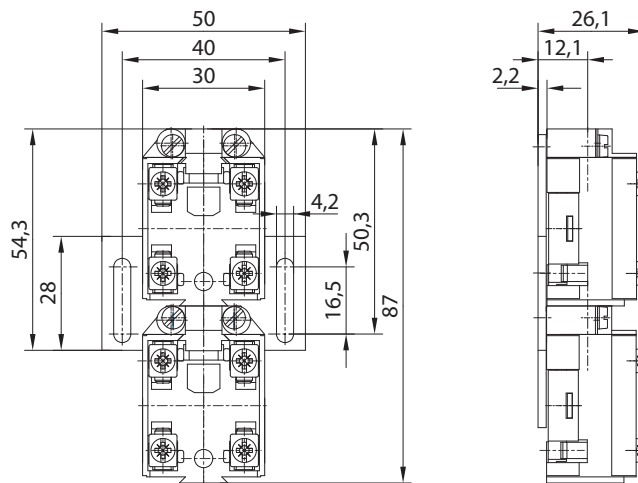
Operating symbol



Operating diagram [mm]



On
 Off
 Tolerance:
 Operating point $\pm 0,25$ mm;
 Actuating force: ± 10 %



Electrical Data

Rated insulation voltage	U_i	400 V AC
Conv. thermal current	I_{the}	10 A
Rated operational voltage	U_e	240 V AC
Utilization category		AC-15, U_e / I_e 240 V/ 3 A
Direct opening action	\ominus	acc. IEC/EN 60947-5-1, annex K
Short-circuit protective device		Fuse 10 A gG

Mechanical data	
Enclosure	Thermoplastic, glass fibre reinforced
Actuator	Plunger, 2 mm inside located, Ø 8
Ambient air temperature	-30 °C ... +80 °C
Contact type	2 NC, 2 NO (Zb)
Mechanical life	10 x 10 ⁶ switching cycles
Switching frequency	≤ 100/min
Connection	8 screw connections (M3,5)
Conductor cross-sections	Solid: 0.5 ... 1.5 mm ² Litz wire with ferrules: 0.5 ... 1.5 mm ²
Weight	≈ 0,06 kg
Installation position	Operator definable
Protection type	IP00 acc. to EN 60529; DIN VDE 0470 T1

Actuation	
Actuating the device is possible only in direction of the plunger.	

ID for safety engineering	
B10d	20 x 10 ⁶ cycles

Standards	
	VDE 0660 T100, DIN EN 60947-1, IEC 60947-1
	VDE 0660 T200, DIN EN 60947-5-1, IEC 60947-5-1
	DIN EN ISO 13849-1

EU Conformity	
acc. to directive 2014/35/EU	

Notes	
Because of the open construction of the device there is no special protection against ingessing of water and touching parts under voltage.	