

Technical Data

Inductive Proximity Switch - Namur

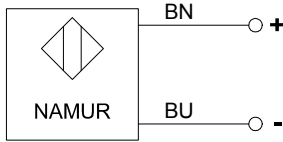


Series M18

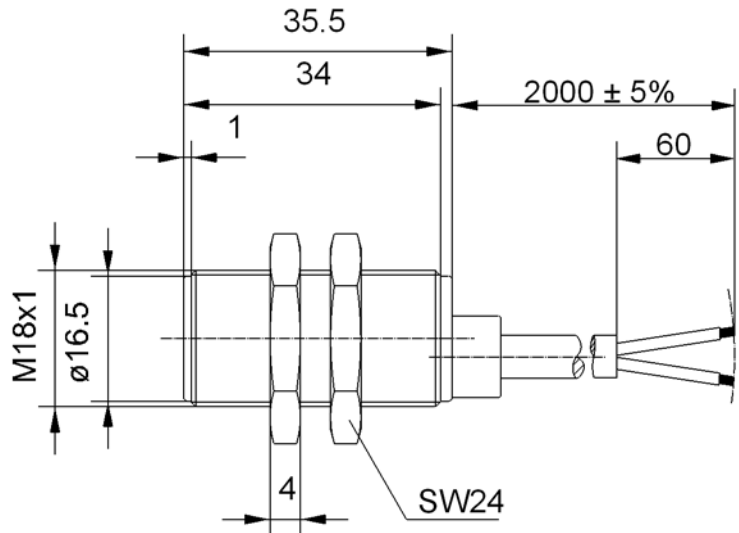
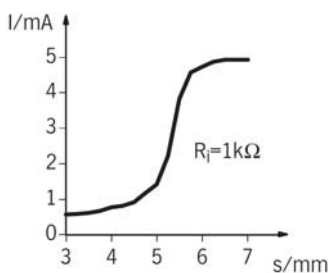
Description **KIB-M18EA/005-2G**

Article number **6521626005**

Wiring Diagram



Current Characteristics



Identifying characteristics in accordance with EN 60947-5-6

Electrical data

Mounting		flush
Rated operating distance	S_n	5 mm (switching point 1,5 mA @ $U_n = 8$ V and $R_i = 1$ k Ω)
Standard target		18 mm x 18 mm, t=1 mm; material: FE
Wiederholgenauigkeit	R	< 5%
Rated voltage	U_n	DC 8 V
Rated operational voltage	U_e	DC 5 ... 25 V
Ripple		≤ 5%
Current input	I	> 4mA ($U_n = 8$ V and $R_i = 1$ k Ω) sensing face free < 1mA ($U_n = 8$ V and $R_i = 1$ k Ω) sensing face damping
Frequency of operating cycles	f	≤ 400 Hz
Self-inductance	L_i	60 μ H
Self-capacitance	C_i	55 nF

Mechanical Data

Front cap	PA 6.6, blue
Enclosure	brass, nickel plated
End cap	PA 12, blue
Ambient air temperature	-25 °C ... +60 °C
Type of protection	IP67
Termination type	Cable 2 x 0,5 mm ² , PVC - Outer jacket, blue
For attachment	2 x hexagon nut

EC conformity

acc. to Directive 94 / 9 / EG

Label

ATEX	II 3 G Ex ib IIC T6 II 3 D Ex iD IIIC T70°C
------	--

This document will not become the contractual basis; the details included herein do not constitute any descriptions of expected conditions, so that warranties/claims for defects on account of possible variations of the actual qualities from the qualities described herein are explicitly excluded. All rights reserved. Specifications subject to change without notice!