



## Capacitive Sensors Series Leak

Housing Ø 37 mm

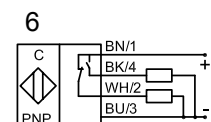
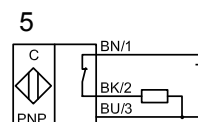
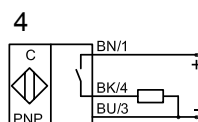
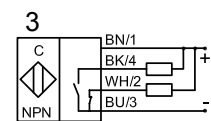
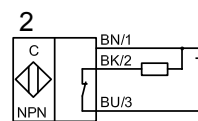
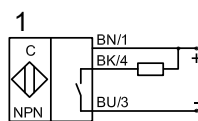
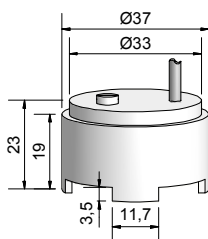
- Leakage control in clean room / Alarm for containers and pipelines. Mounting in „drip trays“ of plastic, glass or metal
- Housing material: PVC
- Semiconductor Industry, Chemical Industry

Certificate:



Technical data	Flush mountable	Flush mountable	Flush mountable
Operating distance $S_n$	2 mm	2 mm	2 mm
Electrical version	3-wire DC	3-wire DC	4-wire DC
Output function	Normally open (NO)	Normally closed (NC)	Antivalent (NO + NC)
<b>Type NPN</b>	<b>Leak-500-N-S-PVC</b>	<b>Leak-500-N-Ö-PVC</b>	<b>Leak-500-N-A-PVC</b>
<b>Art.-No.</b>	<b>KA 9258</b>	<b>KA 9259</b>	<b>KA 9354</b>
Connection diagram No.	1	2	3
<b>Type PNP</b>	<b>Leak-500-P-S-PVC</b>	<b>Leak-500-P-Ö-PVC</b>	<b>Leak-500-P-A-PVC</b>
<b>Art.-No.</b>	<b>KA 9256</b>	<b>KA 9257</b>	<b>KA 9353</b>
Connection diagram No.	4	5	6
Operating voltage ( $U_b$ )	10...35 V DC	10...35 V DC	10...35 V DC
Output current max. ( $I_o$ )	250 mA	250 mA	2 x 250 mA
Voltage drop max. ( $U_d$ )	< 2.0 V	< 2.0 V	< 2.0 V
Permitted residual ripple max.	10 %	10 %	10 %
No-load current ( $I_o$ )	Typ. 15 mA	Typ. 15 mA	Typ. 15 mA
Permitted ambient temperature	Clean room conditions	Clean room conditions	Clean room conditions
LED-display	Green / red	Green / red	Green / red
Protective circuit	Built-in	Built-in	Built-in
Degree of protection IEC 529	IP 67	IP 67	IP 67
Norm	EN 60947-5-2	EN 60947-5-2	EN 60947-5-2
Connection cable	2 m, 3 x 0.14 mm	2 m, 3 x 0.14 mm	2 m, 4 x 0.14 mm
Housing material	PVC	PVC	PVC
Active surface	PVC	PVC	PVC
Lid	PVC	PVC	PVC

All specifications are subject to change without notice. (27.01.2012)



Made in South Korea