



## Capacitive Sensors Series Leak

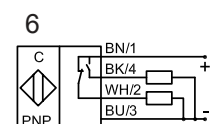
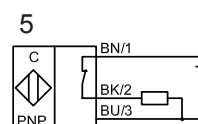
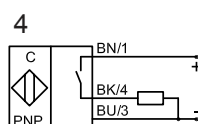
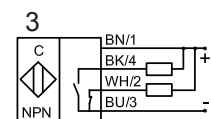
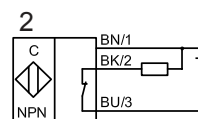
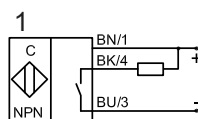
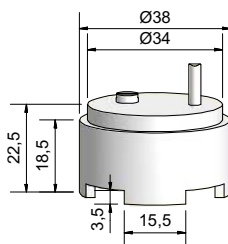
Housing Ø 38 mm

- Leakage control in clean room / Alarm for containers and pipelines. Mounting in „drip trays“ of plastic, glass or metal
- Housing material: PTFE
- Semiconductor Industry, Chemical Industry

Certificate:



Technical data	Flush mountable	Flush mountable	Flush mountable
Operating distance $S_n$	2 mm	2 mm	2 mm
Electrical version	3-wire DC	3-wire DC	4-wire DC
Output function	Normally open (NO)	Normally closed (NC)	Antivalent (NO + NC)
<b>Type NPN</b>	<b>Leak-500-N-S-PTFE</b>	<b>Leak-500-N-Ö-PTFE</b>	<b>Leak-500-N-A-PTFE</b>
<b>Art.-No.</b>	<b>KA 9153</b>	<b>KA 9154</b>	<b>KA 9352</b>
Connection diagram No.	1	2	3
<b>Type PNP</b>	<b>Leak-500-P-S-PTFE</b>	<b>Leak-500-P-Ö-PTFE</b>	<b>Leak-500-P-A-PTFE</b>
<b>Art.-No.</b>	<b>KA 9251</b>	<b>KA 9252</b>	<b>KA 9351</b>
Connection diagram No.	4	5	6
Operating voltage ( $U_B$ )	10...35 V DC	10...35 V DC	10...35 V DC
Output current max. ( $I_o$ )	250 mA	250 mA	2 x 250 mA
Voltage drop max. ( $U_d$ )	≤ 2.0 V	≤ 2.0 V	≤ 2.0 V
Permitted residual ripple max.	10 %	10 %	10 %
No-load current ( $I_o$ )	Typ. 15 mA	Typ. 15 mA	Typ. 15 mA
Permitted ambient temperature	Clean room conditions	Clean room conditions	Clean room conditions
LED-display	Green / red	Green / red	Green / red
Protective circuit	Built-in	Built-in	Built-in
Degree of protection IEC 529	IP 67	IP 67	IP 67
Norm	EN 60947-5-2	EN 60947-5-2	EN 60947-5-2
Connection cable	2 m, screened, 3 x 0.14 mm	2 m, screened, 3 x 0.14 mm	2 m, screened, 4 x 0.14 mm
Housing material	PTFE (FDA 21 CFR 177.1550)	PTFE (FDA 21 CFR 177.1550)	PTFE (FDA 21 CFR 177.1550)
Active surface	PTFE (FDA 21 CFR 177.1550)	PTFE (FDA 21 CFR 177.1550)	PTFE (FDA 21 CFR 177.1550)
Lid	PTFE (FDA 21 CFR 177.1550)	PTFE (FDA 21 CFR 177.1550)	PTFE (FDA 21 CFR 177.1550)



Made in Korea

All specifications are subject to change without notice. (19.09.2011)